

South African Scout Association
Gauteng Provincial Office

Bramley office:
P.O. Box 900, Northlands 2116
Tel: 011 440 6490
Fax: 011 440 6486
gauteng@scouting.org.za
www.scouting.org.za

Tshwane office:
P.O. Box 35354, Menlo Park, 0102
Tel: 012 346 8720
Fax: 012 346 8754
tshwane@scouting.org.za
www.scouting.org.za



SCOUTS[®]
South Africa

GAUTENG



2nd Boksburg (St Michael's) Scout Group

Member of the World Organisation of the Scout Movement

2ndboksburg@boksburgscouts.org.za
www.boksburgscouts.org.za



IN SEARCH OF ELDORADO

KonTiki 2010

2nd Boksburg (St Michael's) Scout Group
Team 35 Logbook



be prepared...

Table of Contents

	Page No.
Official Program	3
Competition Schedule Table	4
Group Camp Program	5
Weather Forecast	6
Official Kontiki Documents	7
Consent Form Summary	
Consent Forms in alphabetical order by Surname	
Mixed Gender Consent Form	8
Cell Phone Registration Form	9
Competition Forms	10
Team Members Names Table	11
Raft Section	
Raft Drawings	12
Construction Instructions	13
Extra notes and pictures	15
Equipment List – Broken down for when it is required	16
Campsite Section	
What to do list and how to behave	17
Duty Roster	18
Equipment List for Gadgets	19
Equipment List for the Campsite	20
Instructions for Building the Campsite	21
Drawings of the Campsite	25
Camp Menu	26
Food List	27
Letters to Parents and Scouts	28



be prepared ●●●

Official Program

DAY ONE – FRIDAY 5th March 2010

Start Time	Activity Details	
08H00	Marking out of construction sites	
12H00	Official gate opening for teams and supporters	
12H30	Raft and campsite construction registration opens (Judging Tent) Campsite construction can begin	
17H00	Raft construction can begin Equipment may be laid out for ease of use, but not as a raft base No poles and barrels perpendicular to one another	NO BUILDING OF RAFTS BEFORE 17H00
17H39-23H00	Judging of Friday's competitions	
20H00	All teams must be in camp	No more registration
20H30	Sub-camp Chiefs meeting	Main Hall
21H30	Meeting of ALL Guiders and Scouters of your team with your sub-camp chief	at each sub-camp
24H00	Construction ends for the night	Gates close – generators off

DAY TWO - SATURDAY 6th March 2010

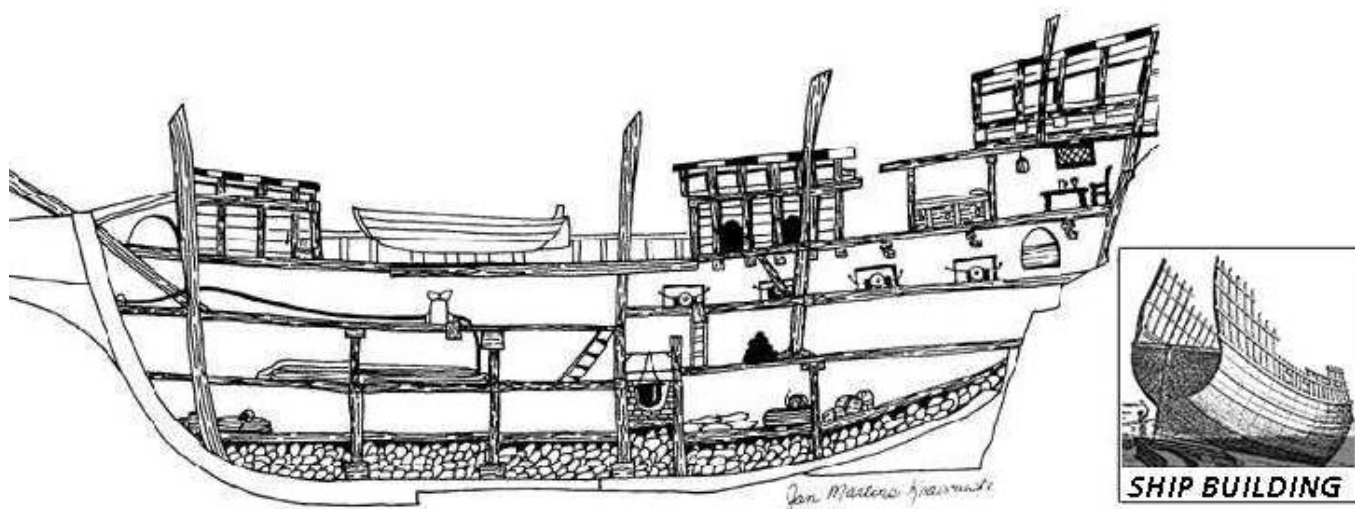
Start Time	Activity Details	
07H00	Gates open	
08H00-19H00	Judging of Saturdays competitions (see marking guidelines for details)	
08H00	Sub-camp Chiefs meeting	Main Hall
08H00	Beaver Challenge Briefing	Info Tent
08H00-09H00	Raft Safety equipment inspection	Raft Construction Site
08H10-10H00	Beaver Challenge registration	Info Tent
10H00	Beaver Challenge activities start	
10H00	Team Leaders meeting: i.e. Camp PL & Raft PL	Main Hall
10H30	Opening Parade	Waterfront
11H00	Signal to set sail - KonTiki is under way	
17H30	Sub-camp Chiefs meeting	Main Hall
20H00	KonTiki Campfire	Waterfront
20H00	Close Gates	

DAY THREE - SUNDAY 7th March 2010

Start Time	Activity Details	
07H00	Gates open	
10H00	Naval Review of Rafts on water	
11H30	Signal for teams to come ashore	
13H00	Scouts Own (Main Hall)	Main Hall
13H30	Official closing and Prize giving (Main Hall)	Main Hall
18H00	All teams to have left by this time	

Competition Schedule Table

Start Time	Duration	Competition Judging Time	Competition Venue
All Weekend		Team spirit of raft teams	Raft Construction site
Friday 17H00-20H00	180min	Equipment Inspection	Raft Construction site
Friday 17H00-20H00	180min	Base Inspection	Medical Tent
Friday 19H00-22H00	180min	Safety Interview & First Aid Kits	Raft Construction site
Friday 19H00-22H00	180min	Model Raft	Raft Construction site
Friday 20H00-21H00	60min	Raft before decorations	Raft Construction site
Friday 20H00-23H00	180min	Raft Safety	Raft Construction site
Saturday 07H30-11H00	210min	Pre-Launch	Raft Construction site
Saturday 08H00-09H30	90min	Raft Pioneering	Raft Construction site
Saturday 08H30-10H30	120min	Dress Up / Play acting	Main Hall
Saturday 10H00-11H00	60min	Raft Theme	Raft Construction site
Saturday 10H00-16H00	360min	Beaver Challenge	
Saturday 12H00-15H00	180min	Raft Mobility	On water
Saturday 13H00-15H00	120min	Supporters Campsite	Team Camp Site
Saturday 15H00-16H00	60min	Supporters Meal Preparation	Waterfront
Saturday 16H00-18H00	120min	Supporters Meal	Waterfront
Saturday 18H00-19H00	60min	Supporters Spare Time Activity	Waterfront



be prepared ●●●

Group Camp Program

Date: 5th March 2010

Start Time	Duration	Activity / Task	Special Equipment	Responsible Person
14H30	15 min	Scouts meet at Crows Nest		Scouts / Parents
14H45	60min	Leave for Murry Park Springs		Crow
15H45	15min	Awareness Briefing	Page 17.	Crow
16H00	30min	Setup tents and pack away scouts personal kit		Patrol Leaders
16H30	10min	Split into construction team		Troop Leader
16H40	20min	Move equipment to the required construction sites		Team Leaders
17H00	120min	Build raft and campsite		Team Leaders
19H00	30min	Supper		Crow
19H30	95min	Continue with construction projects		Team Leaders
21H00	30min	Coffee and rest break		Crow
21H30	120min	Continue with construction projects		Team Leaders
23H30	15min	Tidy up		Team Leaders
23H45		Bed for all scouts		Crow


Date: 6th March 2010

Start Time	Duration	Activity / Task	Special Equipment	Responsible Person
06H00	15 min	Rise and shine		Crow
06H15	60min	Breakfast		Crow
07H15	15min	Morning briefing for the day		Crow
07H30	150min	Continue with construction projects		Team Leaders
10H00	30min	Move personal kit to the raft Start beaver challenge activity		Raft Leader
10H30	30min	Attend opening parade		Crow
11H00	60min	Raft Launch		Crow
12H00	30min	Lunch		Liger
12H30	30min	Finish campsite		Crow
13H00	30min	Campsite inspection		Team Leader
15H00	60min	Meal preparation for both suppers		Crow
16H00	60min	Present supporters meal		Team Leader
18H00	60min	Spare time activity		Scouts
19H00	60min	Supper		Liger
20H00	60min	Campfire		Campfire
21H00	90min	Free time		
22H30	30min	Coffee		Liger
23H00		Bed for all scouts		Liger


Date: 7th March 2010

Start Time	Duration	Activity / Task	Special Equipment	Responsible Person
06H00	15 min	Rise and shine		Liger
06H15	60min	Breakfast		Liger
07H15	15min	Morning briefing for the day		Crow
07H30	150min	Dismantle campsite		Camp Leader
11H30	120min	Signal for teams to come ashore		Raft Leader
13H00	30min	Scouts own		Liger
13H30	60min	Official closing and prize giving		
14H30	60min	Leave Murry Park		Crow
15H30	60min	Unpack at Crows Nest		Crow
16H30		Scouts go home		Parents

Weather Forecast



SOUTH AFRICAN WEATHER AFRICAN WEATHER

Weather on your phone!
[weather24.mobi](#) 

Benoni
Sunday, February 28 2010
 Current Time : 07:13:25 PM SAST

 [Map View](#)

CURRENT CONDITIONS

48 HOUR FORECAST

7 DAY EXPANDED FORECAST

15 DAY EXPANDED FORECAST

MARINE REPORTS

TIDE REPORT

EXTENDED TIDE REPORT

HISTORICAL CLIMATE DETAIL

FIRE DANGER

WEATHER ADVISORY DETAIL

AIRPORT DELAYS

15 Day Expanded Forecast

Day		High Temp	Low Temp	Wind/Dir	Humidity	Comfort Level	UV Index	24hr. Precip. Total	Chance of Precip.
Mon, Mar 01	Mostly sunny. Pleasantly warm.	26°C	12°C	6km/h W	37%	26°C	Extreme		0%
Tue, Mar 02	Showers late. More sun than clouds. Warm.	28°C	13°C	12km/h E	72%	28°C	High	64	40%
Wed, Mar 03	Passing showers. Mostly cloudy. Mild.	23°C	16°C	3km/h NW	85%	24°C	High	6	53%
Thu, Mar 04	Passing showers. Partly sunny. Mild.	25°C	15°C	2km/h S	82%	26°C	High	6	47%
Fri, Mar 05	A few showers. Broken clouds. Mild.	26°C	14°C	10km/h SE	75%	27°C	High	4	37%
Sat, Mar 06	Showers early. More clouds than sun. Mild.	25°C	14°C	10km/h E	87%	26°C	High	51	37%
Sun, Mar 07	Mostly sunny. Pleasantly warm.	28°C	13°C	2km/h S	39%	27°C	Extreme		30%
Mon, Mar 08	More sun than clouds. Mild.	26°C	13°C	2km/h NE	81%	27°C	High		30%
Tue, Mar 09	Mostly cloudy. Mild.	25°C	14°C	7km/h NE	83%	26°C	High		32%
Wed, Mar 10	Tstorms late. More sun than clouds. Mild.	27°C	14°C	7km/h W	53%	27°C	High	70	40%
Thu, Mar 11	A few showers. Mostly cloudy. Mild.	26°C	14°C	4km/h N	83%	27°C	High	4	52%
Fri, Mar 12	A few showers. Mostly cloudy. Mild.	25°C	14°C	9km/h NE	84%	26°C	High	4	52%
Sat, Mar 13	Isolated tstorms. Mostly cloudy. Mild.	26°C	14°C	3km/h S	67%	28°C	High	17	63%
Sun, Mar 14	Widely scattered tstorms. More sun than clouds. Mild.	25°C	15°C	9km/h W	60%	26°C	High	16	40%
Mon, Mar 15	A few showers. More clouds than sun. Mild.	26°C	13°C	2km/h N	83%	26°C	High	4	47%

© 2009 24.com. All rights reserved.
[Legal notices](#) | [Advertise on 24.com](#) | [Contact Us](#)

Official Kontiki Documents - Mixed Gender Consent Form



South African Scout Association - Gauteng Province

*Kontiki 2010***Mixed Gender Raft Team Permission Form**

To : The Scouter in Charge – Kon Tiki 2010

I, the Troop Scouter / ~~Group Scouter~~ * (delete as not applicable)(name) MERYL WAURICH will be in charge of the
2ND BOXSBERG St MICHAELS Scout Group at the Kon tiki Event.I have obtained the following agreement from all the participants (**Scouts, Court of Honour, Scouters and parents**) in respect of permission to have a mixed gender raft team at KonTiki 2010

Questionnaire regarding mixed gender teams on rafts at KonTiki 2010				
Question	Response from Group	Qty.	Out of Total number	Percentage
1	How many mixed gender patrols within your Group?	3	X	X
2	How many Scouts (members) within your Group?	17	X	X
3	How many Scouts (members) have voiced their opinion?	17	17	100%
4	How many Court of Honour (members) have voiced their opinion?	6	6	100%
5	How many Scouters (Adult members) have voiced their opinion?	2	2	100%
6	How many Parents have voiced their opinion?	26	26	100%
As per questions 3 to 6 : -				
7	How many Scouts (members) seem to disapprove?	0	17	0%
8	How many Court of Honour (members) seem to disapprove?	0	6	0%
9	How many Scouters (Adult members) seem to disapprove?	0	2	0%
10	How many Parents seem to disapprove?	0	26	0%

Signed

Troop Scouter / Group Scouter

Signed

Witness / Parent
Print Name M. WAURICHDated : This 2 day of MARCH 2010 at GORMISTON.

Official Kontiki Documents - Cell Phone Registration Form



South African Scout Association - Gauteng Province

Kontiki 2010

Cell Phone registration Form

The completed form to be handed in at the same time when registering your raft construction and this should be by no later than 19h00 on Friday (5th March 2010).

The contact persons / cell phone numbers must be for persons on the raft or at the supporters camp for the duration of the event.


(please complete in block letters)

Team No.	Group / Company	Raft Team	Supporters Team
35	2ND BOKSBURG (ST MICHAEL'S)	PL Name BRANDON HUTTON	PL Name REBECCA DAVIES
		PL Cell 071 842 2061	PL Cell 083 245 9618
		2 nd Name MIKAELA RUSHWORTH	2 nd Name JOSHUA LAURICH
		2 nd Cell 076 482 9875	2 nd Cell 083 384 0926

Kontiki 2010 Cell phone Registration Form


 be prepared...

Official Kontiki Documents - Competition Forms



South African Scout Association - Gauteng Province

Kontiki 2010

Competition Form

This form indicates the competitions that your team wishes to enter.

Teams that entered Kon Tiki as "camping" may not enter any of these competition activities and do not need to complete this form.

Scout Groups who are up-to-date with their Annual Subscriptions and have complied with 2010 Annual Registration requirements are permitted to enter in the KonTiki 2010 competition.

Please complete the following in block letters (NB: Guide Companies to indicate the SCOUT DISTRICT in which they are situated)

Troop/Company 2ND BOSBURG (ST MICHAEL'S) Scout District EAST RAND

Name (Team Leader / Contact) BRANDON HUTTON

Telephone No. (.....).....

Fax No. (.....).....

Cellphone No. (011) 842 2061

E-mail

Please complete or tick the following.

<input checked="" type="checkbox"/> Raft Construction	<input checked="" type="checkbox"/> Raft Mobility	<input checked="" type="checkbox"/> Raft Pioneering
<input checked="" type="checkbox"/> Dress-up	<input checked="" type="checkbox"/> Raft Theme	<input checked="" type="checkbox"/> Raft Team Spirit
<input checked="" type="checkbox"/> Safety Awareness	<input checked="" type="checkbox"/> Supporters Meal	<input checked="" type="checkbox"/> Beaver Challenge
<input checked="" type="checkbox"/> Supporter Campsite	<input checked="" type="checkbox"/> Spare Time Activity	<input checked="" type="checkbox"/> Dress-up/Playacting
<input checked="" type="checkbox"/> Model Raft		

Signature Brandon Hutton
Team Contact Person/Name

KonTiki 2010 Competition Entry Form

Team Members Names

Campsite Team	Name	Surname	Emergency Contact Name	Emergency Contact Number	Scouts Progress Level	Scouts Age
Team Leader	Rebecca	Davies	Ian	0823771987	Explorer	17
2	Joshua	Waurich	Meryl	0837439268	First Class	14
3	Michael	Pretorius	Theresa	0725444293	Membership	
4	Chante	Ungerer	Charlene	0824868692	Pathfinder	12
5	Armando	Ferreira	Goretti	0825916209	Membership	12
6	Michael	Kramm			Visiting	

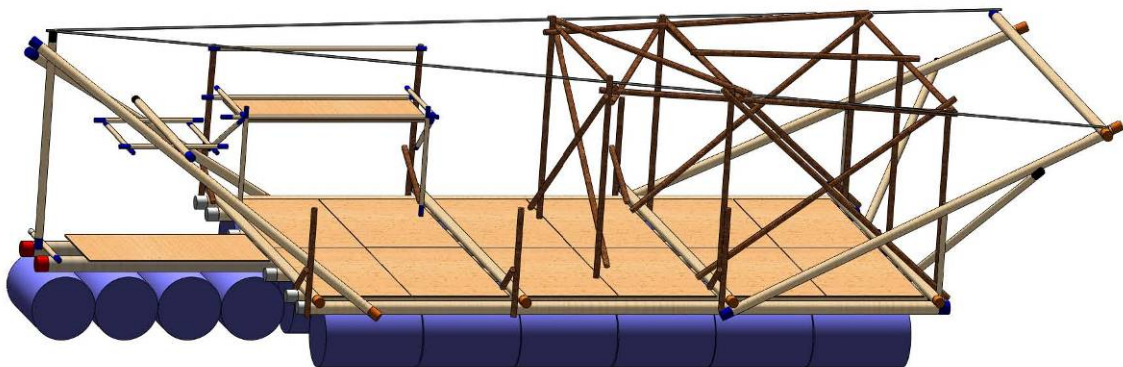

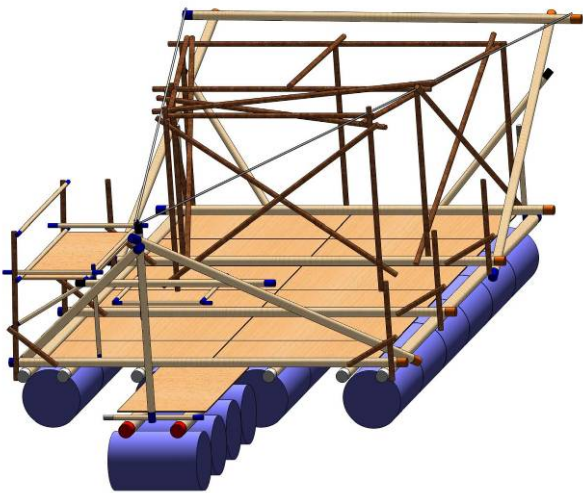
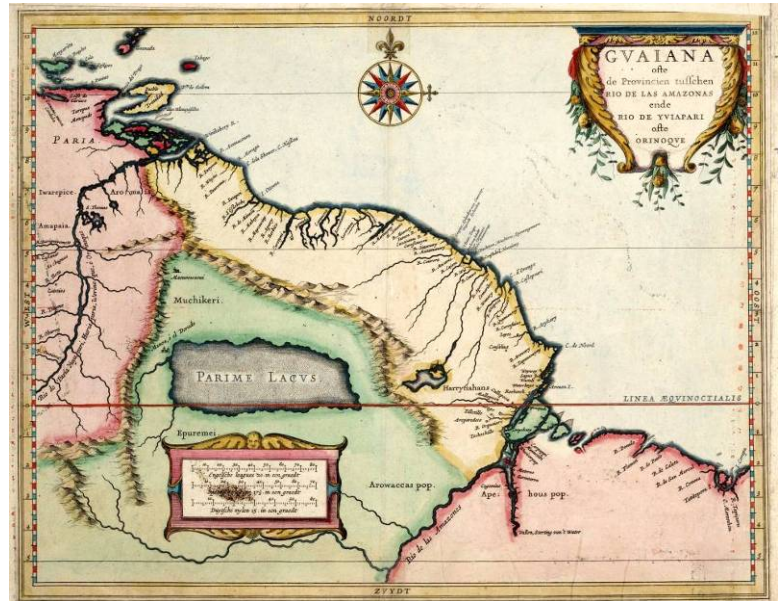

Raft Team	Name	Surname	Emergency Contact Name	Emergency Contact Number	Scouts Progress Level	Scouts Age
Team Leader	Brandon	Hutton	Tracey	0844442929	Adventurer	
2	Jaryd	Walker	Justeen	0833564256	Adventurer	
3	Mikaela	Rushworth	Sharon	0834430745	Pathfinder	14
4	Natalia	Ferreira	Goretti	0825916209	Pathfinder	14
5	Daniel	Finegan	Sarah	0845895857	Membership	14
6	Rowan	Maree	Elaine	0837897736	Pathfinder	14
7	Annastasia	Marasas	Vicky	0826331650	Pathfinder	13
8	Rocina	Moota	Maria	0798512987	Pathfinder	
9	Marco	De Jesus	Nicky	0836522776	Membership	13

Scouts Not Attending	Name	Surname	Emergency Contact Name	Emergency Contact Number	Scouts Progress Level	Scouts Age
1	Roxanne	Rhynes	Brenda	0727435431	Pathfinder	
2	Sibusile	Nkwanyana	Rosemary	0839786431	Pathfinder	11
3	Andrew	Eleftheriou	Phyllis	0824685205	First Class	
4	Mariska	Hutton	Tracy	0844442929	Pathfinder	
5	Stephen	Costen	Claire	0762807072	Membership	

Add the Patrols – using the colours on their names

be prepared ●●●

Raft Section - Raft Drawings



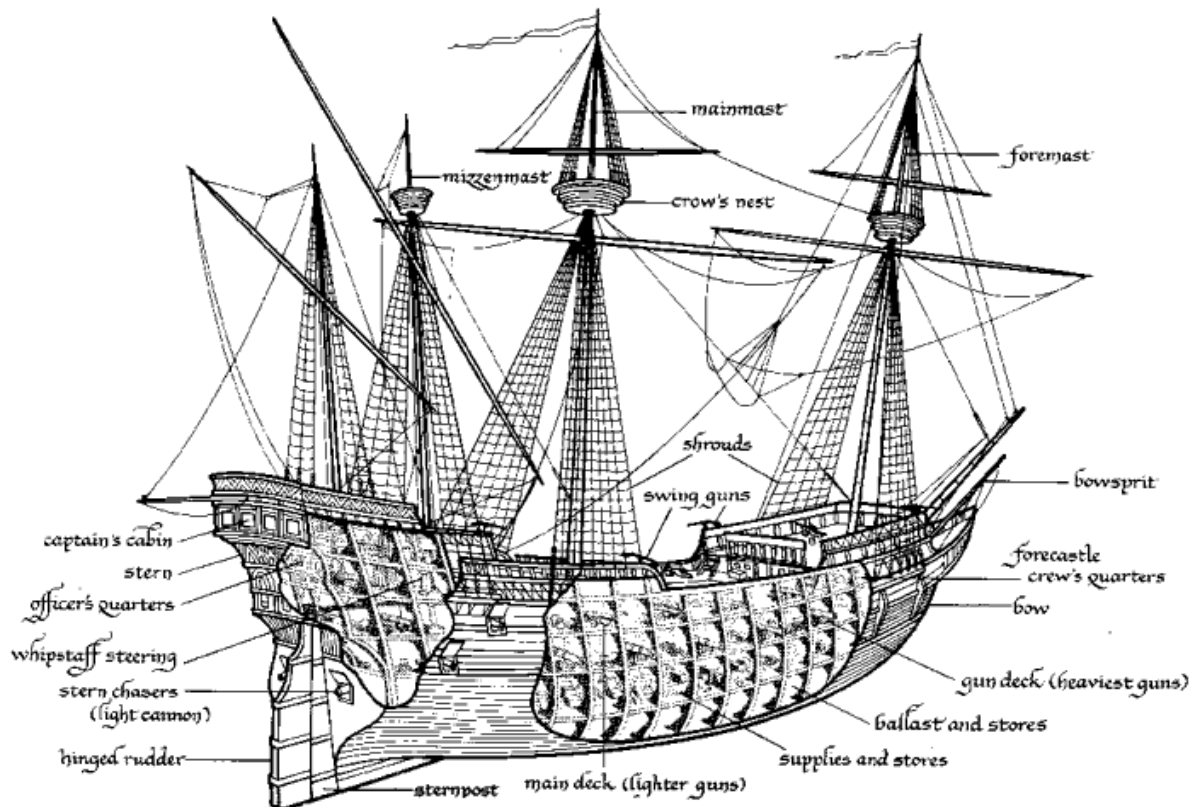
Raft Section - Construction Instructions

- Base constructions
 - Layout the raft base frame on top of two spare 4m poles, use the set of marking cords or tap markings to make it square and to line up all the poles in their correct places.
 - Lash the base together using square lashings starting at the back and working your way forward. Don't forget to check that the decking fits correctly before lashing the next 4m pole on.
 - Before going any further, check that all decking boards will fit correctly. *Don't tie them into place yet.*
 - Once the main frame is built add the 1.2m pole across the bow and then the 2m upright pole. Now add the two 4m poles from the front corners of the raft to the 2m upright on the bow.
 - Take the 4m pole that was under the front of the base and another, tie them onto the sides of the base 1.8m from the back pointing up and backwards. Add the 1m uprights on the back corners and then the 2m diagonal poles from the back 4m pole on the base. Lastly add the 4m pole that was under the base at the back to connect the two side 4m poles that are facing backwards.
- Gadgets part one
 - Lift the raft base onto four upright drums placed under the front and back 4m poles, the drums must be just in from where the outside drums will run. This is to make it easier to work.
 - Add the handrail uprights on the corners and at the dividing 4m poles. *Don't forget that the two uprights on the front right corner and the next one back are longer than the rest for the kitchen.* Tie the support poles for the handrails from the inner 6m pole to the handrail upright. Check that these support poles are not in the way of the decking boards.
 - Now tie the 4m thatching lath across the two front handrail uprights. Next add the front left leg on the kitchen table to go between the front 4m pole and the 4m thatching lath. Please make sure that it is in the correct place for the width of the tabletop.
 - Now you will need to add the polyethylene handrail rope. Divide the rope in half and tie it to the 2m pole on the bow using clove hitch. Pull the rope tight as it works its way to the back of the raft. On each of the uprights tie a clove hitch to secure the rope ending at the back with round turn and two half hitches.

- Drums
 - Add the drums now starting with the four drums running across the bow. Next do the two lines down the centre. *Don't be tempted to tie on the two outside lines in the beginning.* Now connect the drum ropes for all of the outside drums, lie four drums for each side that are available from the front heading back and tie them on. Remove the four drums that are supporting the raft and tie them on. Make sure when tying the outside drums on that all four rows are all in line in the front. *All tying of the drums must start on the inside of the two poles.*
- Decking
 - Lay the 12 boards out that make up the main part of the deck check that they all fit before starting to tie them down. Lastly add the one board in the front.
- Gadgets part two
 - Complete the kitchen by adding the two poles between the handrail uprights in the middle just below the front 4m lath and at the top. Next would be to tie the front right leg to the 600mm thatching lath that is for the top right edge. *Make sure that the 600mm lath is going to rest on the decking at the same height as the 4m lath running across the raft.* Now tie the 2m lath across the front from under the 4m lath to the just completed piece. Tie the 600mm lath to the handrail upright just above the back 2m lath.
 - For support, tie a brace from the bottom of the handrail upright to the top of the front legs. *Make sure there is enough space above them to slide the tabletops in.*
 - Slide the table tops in under the 2m laths and tie them into place.
- Gadgets part three
 - For the sleeping quarters start by adding in the rope that runs from the top of the 2m pole on the bow to the top corners of the 4m poles that reach out of the back of the raft.
 - Now starting at the back of the raft twist the six uprights for the sleeping quarters into place. Lash the bottom of the two back poles to the back 4m pole, tie the other four poles to the decking ropes. Tie the six cross members onto the tops of the sleeping quarters uprights. Now add the four sets of cross bracing to the frame.
 - Next start with the front ground sheet to close up the sleeping quarters, after this do the two sides and the back. Last put the roof sheet on.



Raft Section - Extra notes and pictures




be prepared ●●●

Raft Section - Equipment List – Broken down for when it is required

Total Quantity	Item Description	Project	Notes	Location
02	8 meter poles – Red tip	Raft base	+/- 80kg	Bus garage
06	6 meter poles – White tip	Raft base	+/- 180kg	Bus garage
09	4 meter poles – Orange tip	Raft base	+/- 180kg	Bus garage
04	2 meter poles – Black tip	Raft base	+/- 30kg	Bus garage
03	1 meter poles – Gray tip	Raft base	+/- 5kg	Bus garage
28	Steel drums	Raft base		Bus garage
13	Decking boards	Raft base	895 by 1660	Bus garage
100	Polyethylene ropes	Raft base		Bus garage
60	Eye spliced drum ropes	Raft base		Bus garage
02	Cargo nets	Raft base		Bus garage
60	Cotton Ropes	Raft gadgets		Den
08	Hand rail			
34	Shelter			
14	Kitchen			
04	Toilet			
01	Hand rail rope	Raft gadgets		Bus garage
01	4 meter thatching lath	Raft gadgets		Bus garage
02	2 meter thatching laths	Raft gadgets		Bus garage
04	1 meter thatching laths	Raft gadgets		Bus garage
06	600mm thatching laths	Raft gadgets		Bus garage
01	Cover rope	Raft gadgets		Bus garage
01	3.5 meter thatching lath	Raft gadgets		Bus garage
07	3 meter thatching laths	Raft gadgets		Bus garage
04	2.5 meter thatching laths	Raft gadgets		Bus garage
06	1.8 meter thatching laths	Raft gadgets		Bus garage
03	Light weight ground sheets –left, right, back	Raft gadgets	3.8m * 2.9m	Bus garage
01	Light weight ground sheets – middle divide	Raft gadgets	3.5m * 1.74m	Bus garage
01	Light weight ground sheets – front	Raft gadgets	1.9m * 2.8m	Crow
01	Light weight ground sheets – top	Raft gadgets	4.5m * 4m	Crow
01	Table top	Raft gadgets		Bus garage
03	Extra long broom sticks	Raft gadgets		Bus garage
10	Extra long broom sticks	Raft gadgets		Bus garage
04	Anchors	Raft equipment		Bus garage
04	Anchor ropes with chains	Raft equipment		Bus garage
07	Raft wooden paddles	Raft equipment		Bus garage
01	Bunting poles	Raft equipment		Bus garage
01	Bucket (25l paint)	Raft equipment		Bus garage
01	Water containers (no taps)	Raft equipment		Bus garage
01	Toilet tent	Raft equipment		Bus garage
01	Chemical toilet	Raft equipment		Bus garage
01	Food trommel	Raft equipment		Bus garage
05	Bin bags	Raft equipment		Bus garage
01	Trommel for scouts cloths	Raft equipment		Bus garage
01	Roles of duck tape	STA equipment		Crow
01	Kit of STA equipment	STA equipment		Liger
03	Raft number boards	Safety equipment		Bus garage
02	Fire Extinguishers	Safety equipment		Crow
01	First Aid box	Safety equipment		Gull
02	Flags – red and theme	Safety equipment		Crow
02	Single pulleys for the flags	Safety equipment		Crow
02	Flag pole ropes	Safety equipment		Crow
01	Set navigation lights	Safety equipment		Crow
02	12v Batteries	Safety equipment	Charge	Bus garage
02	12v LED lights	Safety equipment		Gull
09	Life jackets	Safety equipment		Bus garage
10	Mean machines	Construction tools	Troop	Bus garage
15	Wooden rope grips	Construction tools		Bus garage
01	Tool box	Construction tools		Crow
02	Tap measures	Construction tools		Lark

Campsite Section - What to do list and how to behave

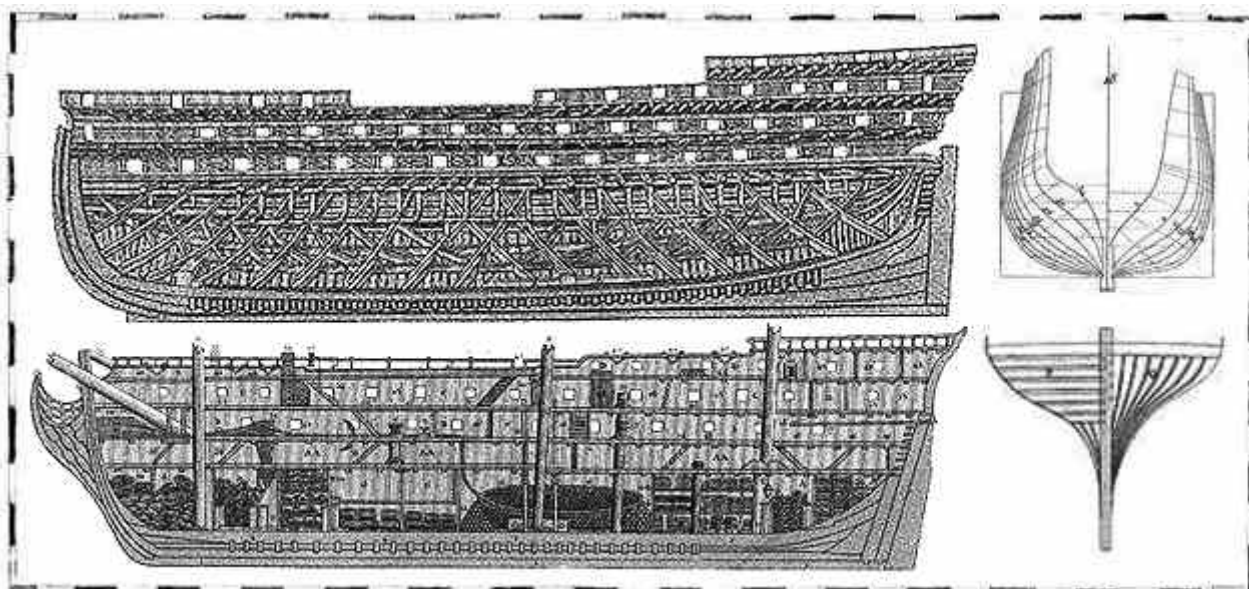
- Remember your scout law and promise.
- We are at Kontiki, to enter the competitions, do our best and to have fun, but not at the expense of others.
- Scouts may not wander off from the troop's campsite or construction site without the OK of your scouters.
- Don't leave equipment lying around as it may go missing.
- Look after what you use, as equipment is very expensive.
- Be willing to teach other scouts the skills they may need and be willing to be taught by others.
- Remember if you are going to put the effort into doing something rather put in the extra effort and do it well.
- The more everyone does to complete the raft and campsite the faster the projects will be completed.



be prepared ●●●

Campsite Section - Duty Roster

Start Time	Duration	Activity / Task	Special Equipment	Scouts Names	Responsible Person
16H00	30min	Pitch the tents	Tents, mallets		Rebecca
16H30	30min	Fine tune the tents			
17H00	20min	Build the notice board			
17H20	60min	Build the preparation table			
18H20	40min	Construct the flag pole			
19H30	60min	Build the dining table			
20H30	20min	Build the wash basin			
20H20	20min	Fabricate the wash line			
20H40	40min	Construct the gateway			
21H20	20min	Campsite boarder			
21H40	50min	Place dividing screens			
22H30		Juniors bed			



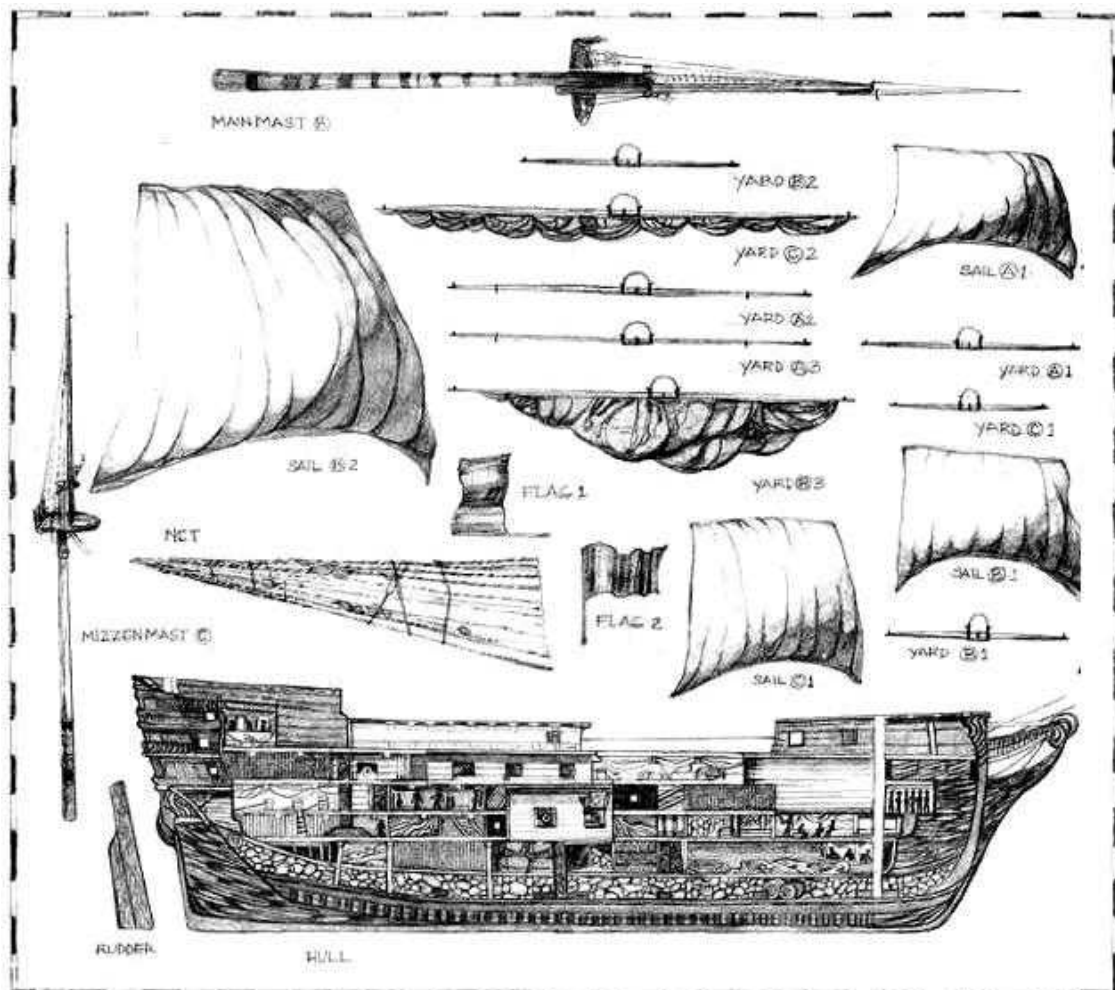
Campsite Section - Equipment List for Gadgets

Total Quantity	Item description	Project Quantity	Project	Notes	Location
06	Extra long broom sticks	2	Flag pole		Bus garage
		4	Gateway		
20	Long broom sticks	4	Wash stand		Bus garage
		4	Notice board		
		4	Wash line		
		8	Gateway		
30	Medium broom sticks	9	Notice board		Bus garage
		2	Wash line		
		12	Flag pole		
		7	Gateway		
35	Medium short broom sticks	35	Prep table		Bus garage
08	Short broom sticks	4	Wash stand		Bus garage
		4	Flag pole		
131	Cotton ropes	10	Wash stand		Den
		23	Notice board		
		6	Wash line		
		38	Flag pole		
		39	Gateway		
		15	Prep table		
04	Short cotton ropes	4	Wash stand		Bus garage
01	Round washing bowl	1	Wash stand		Bus garage
03	Rectangular washing bowls	3	Prep table		Bus garage
01	Square board	1	Wash stand		Bus garage
01	Soap dish	1	Wash stand		Crow
02	Towels	2	Wash stand		Crow
01	Notice board	1	Notice board		Bus garage
01	Plastic sheet	1	Notice board		Bus garage
02	Polyethylene rope – 10m	1	Wash line		Crow
		1	Flag pole		
22	Short pickets	2	Wash line		Bus garage
		6	Dining table		
		6	Prep table		
		4	Flag pole		
		4	Gateway		
02	Poles – 7m	2	Dining table		Bus garage
04	Poles – 6m	2	Dining table		Bus garage
		2	Prep table		
06	Poles – 3m	6	Dining table		Bus garage
18	Poles – 2m	6	Dining table		Bus garage
		12	Prep table		
59	Lashing ropes – 6.5m manila	34	Dining table		Bus garage
		25	Prep table		
04	Doors	3	Dining table		Bus garage
		1	Prep table		
01	Ground sheet cover	1	Dining table		Kurt's
05	Black bags	5	Prep table		Bus garage
01	Group Flag	1	Flag pole		Den
01	Single Pulley	1	Flag pole		Crow



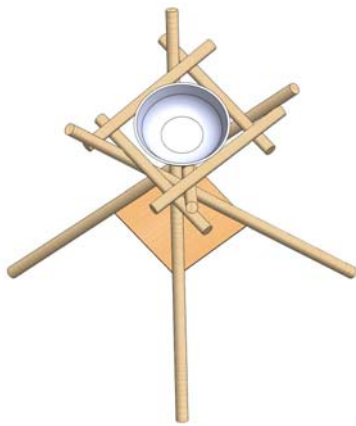
Campsite Section - Equipment List for the Campsite

Total Quantity	Item description	Project Quantity	Project	Notes	Location
01	Utensil trammel		Kitchen		Bus garage
01	Food trammel		Kitchen		Bus garage
02	7 pound gas bottles		Kitchen		Bus garage
03	3 pound gas bottles		Lighting		Bus garage
03	100cp gas lights		Lighting		Bus garage
01	Double gas cooker		Kitchen		Bus garage
01	Skottle Braai		Kitchen		Bus garage
01	Camp fridge		Kitchen		Bus garage
01	Water container		Kitcken		Bus garage
02	500w flood lights		Lighting		Crow
01	Extension cord		Lighting		Crow
01	Caravan plug		Lighting		Kurt's
01	Fire extinguishers		Safety		Crow
01	First aid box		Safety		Gull
04	Tents		General		Bus garage
04	Tent poles - sets		General		Bus garage
04	Peg bags		General		Bus garage
04	Rubber mallets		General		Bus garage
02	Steel mallets		General		Bus garage
03	Screens		General		Bus garage
09	Long pickets		General		Bus garage
02	Danger tape		General		Bus garage
01	District banner		General		Crow



Campsite Section - Instructions for Building the Campsite

Wash Stand	Item description	Project Quantity	Project	Notes	Location
	Long broom sticks	4	Wash stand		
	Short broom sticks	4	Wash stand		
	Cotton ropes	10	Wash stand		
	Short cotton ropes	4	Wash stand		
	Round washing bowl	1	Wash stand		
	Square board	1	Wash stand		
	Soap dish	1	Wash stand		
	Towels	2	Wash stand		




Notice Board	Item description	Project Quantity	Project	Notes	Location
	Long broom sticks	4	Notice board		
	Medium broom sticks	9	Notice board		
	Cotton ropes	23	Notice board		
	Notice board	1	Notice board		Garage
	Plastic sheet	1	Notice board		




be prepared ●●●

Washing Line	Item description	Project Quantity	Project	Notes	Location
	Long broom sticks	4	Wash line		
	Medium broom sticks	2	Wash line		
	Cotton ropes	6	Wash line		
	Polyethylene rope – 10m	1	Wash line		
	Short pickets	2	Wash line		



Prep Table	Item description	Project Quantity	Project	Notes	Location
	Rectangular washing bowls	3	Prep table		
	Short pickets	6	Prep table		
	Poles – 6m	2	Prep table		
	Poles – 2m	12	Prep table		
	Lashing ropes – 6.5m manila	25	Prep table		
	Doors	1	Prep table		
	Black bags	5	Prep table		
	Medium Short Broom Sticks	35	Prep table		
	Cotton Ropes	15	Prep table		

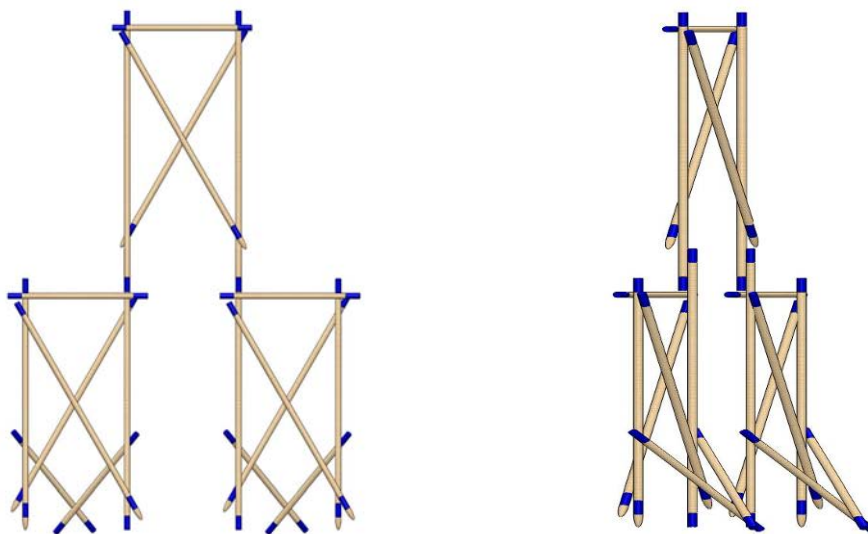


be prepared ●●●

Dining Table	Item description	Project Quantity	Project	Notes	Location
	Short pickets	6	Dining table		
	Poles – 7m	2	Dining table		
	Poles – 6m	2	Dining table		
	Poles – 3m	6	Dining table		
	Poles – 2m	6	Dining table		
	Lashing ropes – 6.5m manila	34	Dining table		
	Doors	3	Dining table		
	Ground sheet cover	1	Dining table		Kurt's

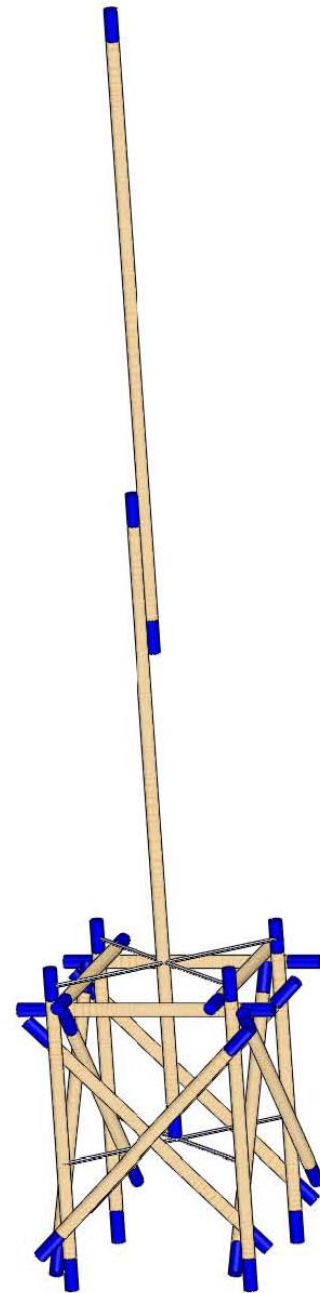
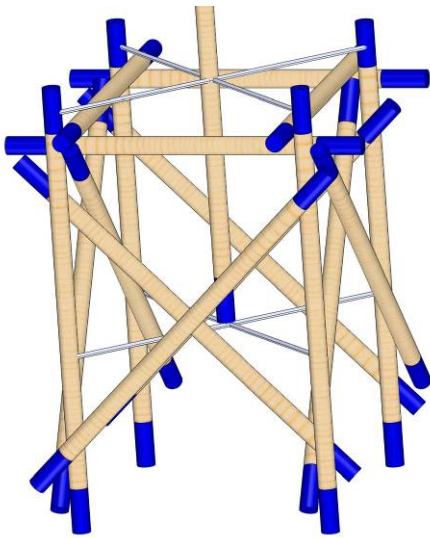


Gateway	Item description	Project Quantity	Project	Notes	Location
	Short pickets	4	Gateway		
	Extra long broom sticks	4	Gateway		
	Long broom sticks	8	Gateway		
	Medium long broom sticks	7	Gateway		
	Cotton ropes	39	Gateway		



be prepared ●●●

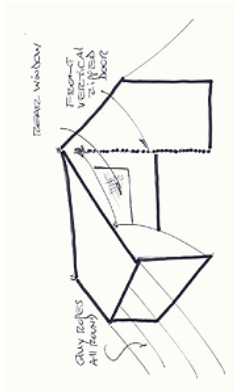
Flag Pole	Item description	Project Quantity	Project	Notes	Location
	Extra long broom sticks	2	Flag pole		
	Medium broom sticks	12	Flag pole		
	Short broom sticks	4	Flag pole		
	Cotton ropes	38	Flag pole		
	Polyethylene rope – 10m	1	Flag pole		
	Short pickets	4	Flag pole		
	Group Flag	1	Flag pole		
	Single Pulley	1	Flag pole		



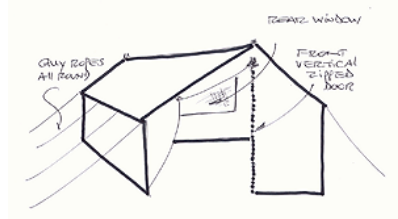
be prepared ●●●

Campsite Section - Drawings of the Campsite

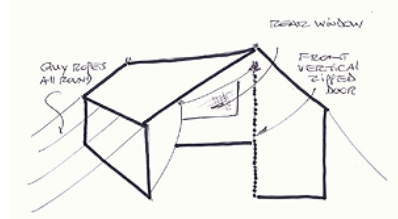
Store Tent



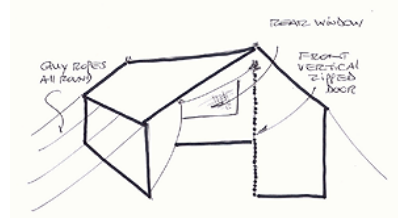
Boys Tent



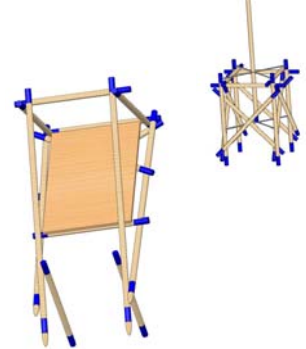
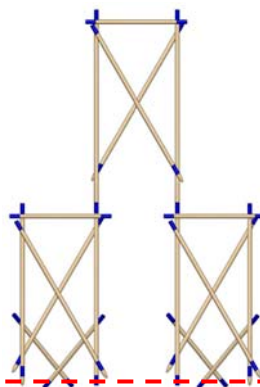
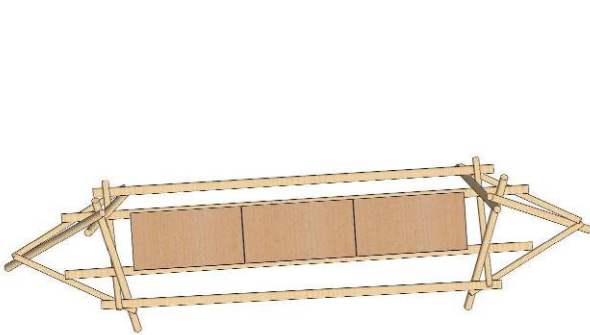

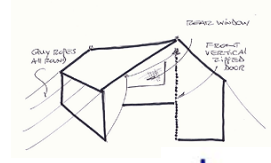
Boys Tent



Girls Tent



Scouters Tent



Campsite Section - Camp Menu

FRIDAY - 05/03/2010

Dinner: Ham burgers, Apple
Juice

SATURDAY - 06/03/2010

Breakfast: Cereal, Egg in the hole, Bread and jam
Coffee

Lunch: Ham Rolls, Apple
Juice

Dinner: Stir-fry Chicken
Instant pudding
Coffee

SUNDAY - 07/03/2010


Breakfast: Cereal
Bread and jam
Coffee

Lunch: Cheese and tomato rolls, Apple
Juice



be prepared ●●●

Campsite Section - Food List

 SCOUTS South Africa GAUTENG Area Training (South Africa) Scout Group www.scouts.org.za										
Kontiki - 2010 Number of the No. 10 Expedition of Scouts SA										
Food List										
Date	Meal	Menu	Ingredient	Unit of measure	Qty per serving	No. of people	Total Qty's	Unit price d Qty's	Actual costs	
02/02/10	Dinner	Apples	Apples	Per	1	24	24			
02/02/10	Lunch	Apples	Apples	Per	1	24	24			
02/02/10	Lunch	Apples	Apples	Per	1	24	24			
02/02/10	General	PFP golden delicious apples	14.89 / 10 kg	1000 per pack	14.89	72	1072.28	4.95	71.90	
02/02/10	Breakfast	B & B	Bread	Loaf	0.08	24	2			
02/02/10	Breakfast	B & B	Bread	Loaf	0.1	24	2			
02/02/10	Breakfast	B & B	Bread	Loaf	0.08	24	2			
02/02/10	General	Blue Ribbon Sandwich sliced White	10.70/kg	1 per loaf	7.49	7	52.43	7.49	62.43	
02/02/10	Lunch	Cheese & Tom rolls	Cheese	Sms	80	24	1440			
02/02/10	Lunch	Cheese traditional cheese	83.32 / kg	1000 per kg	83.32	1440	11997.28	1.44	78.70	
02/02/10	Dinner	Sticky Chicken	Chicken	Sms	200	12	2400			
02/02/10	General	PFP chicken breasts	47.89/kg	1000 per pack	47.89	2400	11493.60	4.83	111.10	
02/02/10	Dinner	Coffee	Coffee	Sms	5	24	120			
02/02/10	Breakfast	Coffee	Coffee	Sms	5	24	120			
02/02/10	Dinner	Coffee	Coffee	Sms	5	24	120			
02/02/10	Breakfast	Coffee	Coffee	Sms	5	24	120			
02/02/10	General	Prisco Magma coffee	86.89/kg	750 per can	48.89	480	23467.20	6.84	31.86	
02/02/10	Breakfast	Cereal	Complaine	Sms	80	24	1440			
02/02/10	Breakfast	Cereal	Complaine	Sms	80	24	1440			
02/02/10	General	Killing's 1kg box corn flakes	34.89/kg	1000 per box	34.89	2880	10048.32	3.50	106.71	
02/02/10	Breakfast	Eggs in hole	Eggs	Per	2	24	48			
02/02/10	General	Freight 24 eggs	57.49	20 per box	28.74	48	1368.72	1.80	47.80	
02/02/10	Dinner	Hamburgers	Hamburger patty	Per	2	24	48			
02/02/10	Dinner	Blue Ribbon hamburgers**	38.99/kg	1000 per kg	38.99	48	1871.52	4.90	139.90	
02/02/10	Dinner	Instant Jell	Instant pudding	Sms	10	24	240			
02/02/10	General	Wala Instant pudding	66.79/kg	800 per pack	66.79	360	24044.40	6.60	21.16	
02/02/10	Breakfast	B & B	Jam	Sms	10	24	240			
02/02/10	Breakfast	B & B	Jam	Sms	10	24	240			
02/02/10	General	PFP apricot jam	14.89/kg	900 per can	14.89	480	7046.40	6.85	7.88	
02/02/10	Dinner	Swissrolls	Swiss Roll	Per	2	24	48			
02/02/10	Lunch	Ham Rolls	Ham Roll	Per	2	24	48			
02/02/10	Dinner	Loaf Meat & Salad	Round Roll	Per	2	12	24		14 cost	
02/02/10	Lunch	Cheese & Tomato Rolls	Round Roll	Per	2	24	48			
02/02/10	General	PFP baked round rolls 8 80012 rolls	8.84/kg	1000	6.84	198	1354.32	6.84	141.17	
02/02/10	Dinner	Juice	Made Juice	Mls	300	24	7200			
02/02/10	Lunch	Juice	Made Juice	Mls	300	24	7200			
02/02/10	General	Juice Jumbo Jar	Made Juice	Mls	25000	2	50000			
02/02/10	Dinner	Juice	Made Juice	Mls	300	24	7200			
02/02/10	Lunch	Juice	Made Juice	Mls	300	24	7200			
02/02/10	General	Sweto Juice	34.89/kg	8000 per bottle	6.98	7200	50256.00	6.98	66.56	
02/02/10	Dinner	Margarine	Margarine	Mls	15	24	360			
02/02/10	Breakfast	B & B	Margarine	Mls	7.5	24	180			
02/02/10	Lunch	Ham Rolls	Margarine	Sms	15	24	360			
02/02/10	Dinner	Loaf Meat & Salad	Margarine	Sms	15	12	180			
02/02/10	Breakfast	B & B	Margarine	Mls	7.5	24	180			
02/02/10	Lunch	Cheese & Tomato Rolls	Margarine	Sms	15	24	360			
02/02/10	Lunch	Sw Margarine 18.89 / kg	78.89/kg	1000 per block	18.89	1824	34440.96	1.82	31.80	
02/02/10	Dinner	Coffee	Milk	Mls	50	24	1200			
02/02/10	Breakfast	Coffee	Milk	Mls	50	24	1200			
02/02/10	Breakfast	Cereal	Milk	Mls	200	24	4800			
02/02/10	Dinner	Coffee	Milk	Mls	50	24	1200			
02/02/10	Dinner	Instant Pudding	Milk	Mls	200	24	4800			
02/02/10	Breakfast	Coffee	Milk	Mls	50	24	1200			
02/02/10	Breakfast	Cereal	Milk	Mls	200	24	4800			
02/02/10	General	Evacash milk	8.74/l	1000 per can	8.74	18240	159168.00	18.24	188.71	
02/02/10	Dinner	Hamburgers	Oil	Mls	5	24	120			
02/02/10	Dinner	Sticky Chicken	Oil	Mls	30	12	360			
02/02/10	Breakfast	Eggs in hole	Oil	Mls	4	24	96			
02/02/10	General	Scouta 100ml sunflower oil	8.99/500ml	750 per can	6.90	800	5520.00	6.90	7.10	
02/02/10	General	Pepper	Pepper	Box	1	1	1			
02/02/10	General	PFP black pepper 50ml	18.89/50ml	1 per bottle	18.89	1	18.89	1.80	18.89	
02/02/10	General	Salt	Salt	Pkg	1	1	1			
02/02/10	General	Carbox 500g salt	7.89/500g	1 per pack	7.89	1	7.89	1.00	7.89	
02/02/10	Dinner	Sticky Chicken	BBQ Sauce	Sms	200	12	2400			
02/02/10	General	Natures Garden Traditional 1kg salt	24.29/kg	1000 per bag	24.29	2400	58296.00	2.40	86.50	
02/02/10	Dinner	Coffee	Sugar	Sms	10	24	240			
02/02/10	Breakfast	Cereal	Sugar	Sms	25	24	600			
02/02/10	Breakfast	Coffee	Sugar	Sms	10	24	240			
02/02/10	Dinner	Coffee	Sugar	Sms	10	24	240			
02/02/10	Breakfast	Cereal	Sugar	Sms	25	24	600			
02/02/10	Breakfast	Coffee	Sugar	Sms	10	24	240			
02/02/10	Breakfast	Cereal	Sugar	Sms	25	24	600			
02/02/10	General	Noname white sugar 2.5 kg	16.99/2.5kg	2000 per bag	16.99	2160	36698.40	6.88	13.50	
02/02/10	Dinner	Sticky Chicken	Sof & sour sauce	Mls	30	12	360			
02/02/10	General	Swet Tasty 200ml sweet & sour	40.89/200ml	420 per bottle	29.89	360	10760.40	6.88	26.10	
02/02/10	Dinner	Hamburgers	Tomato sauce	Mls	30	24	720			
02/02/10	Lunch	Ham Rolls	Tomato sauce	Mls	30	24	720			
02/02/10	General	1L box 20 tomato sauce	18.89	2000 per bottle	18.89	1440	27002.40	6.72	14.88	
02/02/10	Dinner	Hamburgers	Tomatoes	Sms	15	24	360			
02/02/10	Lunch	Cheese & Tomato Rolls	Tomatoes	Sms	15	24	360			
02/02/10	General	PFP english tomatoes	13.89/kg	1000 per kg	13.89	720	9991.20	6.75	16.20	
02/02/10	Lunch	Ham Rolls	Ham	Sms	90	24	2160			
02/02/10	Lunch	Sms per kg	24.89/kg	1000 per kg	24.89	2160	53762.40	2.50	83.86	
02/02/10	Dinner	Sticky Chicken	Sms	Sms	75	12	900			
02/02/10	General	Surprise Rice per kg	7.89/kg	1000 per kg	7.89	800	6312.00	6.90	7.10	
02/02/10	Dinner	Salad - Beetroot - Vanda	Beetroot	Sms	100	12	1200			
02/02/10	General	Wala Beetroot Salad	8.49/200g	420 per can	8.49	1200	10188.00	8.50	27.11	
02/02/10	Dinner	Salad	3 Bean Salad	Sms	100	12	1200			
02/02/10	Dinner	Wanda 3 Bean Salad	13.49/200g	420 per kg	13.49	1200	16188.00	2.88	38.84	
							Per month	1200.00	1200.00	1200.00
							84	1200.00	1200.00	1200.00

Campsite Section - Letters to Parents and Scouts

Kontiki - 2010



IN SEARCH OF ELDORADO What is Kontiki? Well in this case it is not an international tour company for people under the age of 35 years. Rather in this case a scouting event arranged by Gauteng Province where scout troops and guides from the province and outside come together to build rafts, put them on the water and see if they can live on them for 24 hours.

So now that we all understand what I am talking about, Kontiki will be held from the 05/03/2010 to the 07/03/2010 at Murray Park in Springs. Our cost will be R 125.00 to cover entrance fee and badge, food, special equipment and petrol. **Please return the consent forms (official one only) and the money by the 21/2/2010.** The order that the forms and money are returned will be a contributing factor in who goes on the raft and who is part of the land crew, as there is not enough space for all.

Parents will be required to assist the committee with doing catering for the Kontiki Staff in the main hall and must make sure that they get a paper gate past from Crow or they will have to pay the R35.00 entrance fee. Those parents interested in sleeping over must let us know before so that a campsite can be arranged.

Scouts must meet at Crows Nest by 14H30 on the 05/03/2010 so that the troops can depart by 14H45 as the trip to Murray Park in the truck will take 60min. **ALL SCOUTS AND SCOUTERS MUST TRAVEL IN FULL SCOUT UNIFORM YOUR UNIFORM AND MUST HAVE THE KONTIKI BADGE SEWN ON OR THEY WILL NOT LET YOU IN AND THEY WILL CHARGE YOU ANOTHER R 35.00 ENTRY FEE.** Please be on time and in uniform as there is a lot to do on Friday, estimated time for building of raft to finish 22H00.

There is no special kit that the scouts must bring for this event, however the scouts kit will be checked before leaving for Kontiki.

The troops will return together at about 16H30 on Sunday to Crows Nest but this is dependent on how fast the scouts work. When we return all the equipment has to be packed away before any scouts or scouters can leave.

Yours in Scouting

BQ Statt

Brian Statt (Crow) – Group Scouter - 2nd Boksburg (Michael's) Scout Group

Work: 011-917-4365

Fax: 086-675-7044

Cell: 083-250-7407

e-mail: brian@boksburgscouts.org.za



be prepared...